

# KONA



# KONA

A pleasant performance begins.

Kona has emerged with refined trendiness and adventurous dynamism, resembling a resort in the northwest of the Big Island of Hawaii where you can savor coffee moments and marine leisure. Prepare yourself for a trendy and active lifestyle. With Kona characterized by stylishness, incredible driving performance and diverse safety features, road journeys become more pleasant as you transcend the limits of small SUVs.



Gasoline 1.6 Turbo Premium Full Option (Ceramic Blue/Phantom Black Roof)



Gasoline 1.6 Turbo Premium Full Option (Ceramic Blue/Phantom Black Roof)

Every day is a happy journey.  
With Kona, you sparkle like a beach on a sunny day.



# KONA

Kona oversteps limits as a small SUV with a stylish design and powerful driving performance. Make your trip more pleasant, enjoying advanced safety and convenience.

KONA Gasoline / Diesel



Gasoline 1.6 Turbo Premium Full Option (Ceramic Blue/Phantom Black Roof)

# Design

The Kona’s exceptional design and original colors, integrating the key features of double-layered DRLs, headlamps and Cascading Grille, offer a fresh splash of emotion to a greyish downtown.



Front Design



LED Day Time Running Lamps, Body Cladding



LED rear combination lamps (brake and rear combination lamps)  
Outside Mirrors with LED Turn Indicators  
(electrically adjustable, electric folding and heated)



Side accents  
Rear spoiler  
\* Two-tone roof color is available in Premium Trim or higher.



18" alloy wheel

\* The specifications described here vary by model and include options. For specification details by model, please refer to the monthly price table.

# Space

The original graphics, in harmony with the unique exterior design, create an exceptional space, and the horizontal crush pad realizes a roomy and comfortable interior.



Gasoline 1.6 Turbo Premium Full Option in Black One-tone interior




Gasoline 1.6 Turbo Premium in Beige interior.  
\* Beige Interior is available in Modern Trim or higher.

# Convenience

Charge your smartphone wirelessly, while a head-up display (HUD) makes your life easier.  
Newly introduced conveniences in your daily vehicle create a more complete driving environment.



**4.2-inch Color LCD Cluster**  
A TFT LCD Cluster helps the driver read key information more quickly while driving with sufficient data via full-color images.



**Premium Sound System from KRELL**  
Recognized for its excellence with prestigious sound awards, the premium sound system from KRELL fills the interior space with more elaborate sounds. Feel your heart beating to dynamic stereo sounds.

**Paddle Shifter**  
Keep your hands on the steering wheel while shifting gear even faster—and get ready for a sporty performance experience.



**Wireless Phone Charging**  
Enjoy improved convenience by charging your smartphone wirelessly and receiving alerts if you happen to leave your smartphone behind in the vehicle.



**Head-up Display (HUD)**  
As key driving information is projected at the driver's eye level onto the combiner HUD in front of the cluster, it is easier to read navigation data while driving.



**Rear 6:4 Folding Seats**  
Storing luggage just became easier. Fold down the seats in a 6:4 ratio to ensure the cargo space suits your individual needs.

\* The specifications described here vary by model and include options. For specification details by model, please refer to the monthly price table.

# Smart / Modern Choice



205/60R16 tire & 16" alloy wheel  
215/55R17 tire & 17" alloy wheel

Diesel 1.6 Smart (Chalk White)

Projection headlamps  
Push Button Start / Stop & Smart Key  
(available on Smart Trim only with package)



Rear combination lamps  
Supervision cluster (3.5" mono LCD)



Audio (Radio / MP3)  
Front seat warmer (available in Modern Trim or higher)



Manual air conditioning system  
Tether structure for child safety seat in the rear seats



# Premium



215/55R17 tire & 17" alloy wheel  
235/45R18 tire & 18" alloy wheel

Gasoline 1.6 Turbo Premium Full Option (Tangerine comet/Phantom Black Roof)

LED Headlamps (Static Bending Light included)  
Full auto air conditioning system



LED Rear Combination Lamps  
(Brake Lamps and Tail Lamps included)  
7" display audio



Wireless Phone Charging  
4.2" color LCD cluster



Ventilated Front Seats  
Sunroof (not available in conjunction with two-tone roof)



\* The specifications described here vary by model and include options. For specification details by model, please refer to the monthly price table.

# KONA Hybrid

Kona Hybrid offers pleasant excitement, ensuring flexible driving performance without having to worry about fuel efficiency.

KONA Hybrid



Gasoline 1.6 HEV Premium Special Full Option (Lake Silver/Phantom Black Roof)

# Design

Meet the one-of-a-kind Kona Hybrid. It provides a better driving experience with convenience features such as an active air flap system that minimizes air resistance, exclusive wheels and a top-notch infotainment system with a 10.25-inch navigation screen.



Active Air Flap



Hybrid Emblem  
18" Alloy Wheels & Michelin Tires



Gasoline 1.6 Hybrid Premium Special Full Option in Black One-tone interior (White Accent)

Interior Design

\* The specifications described here vary by model and include options. For specification details by model, please refer to the monthly price table.

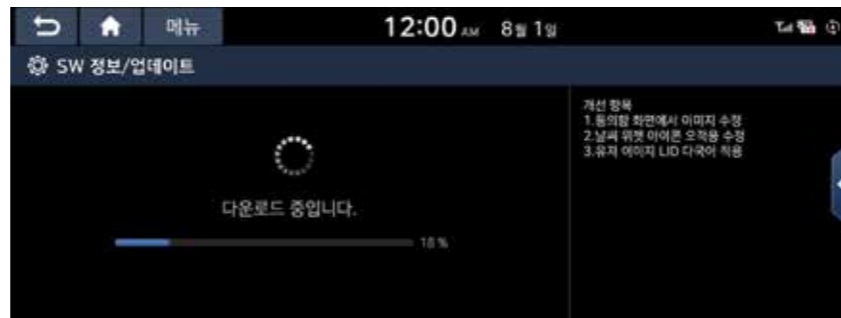
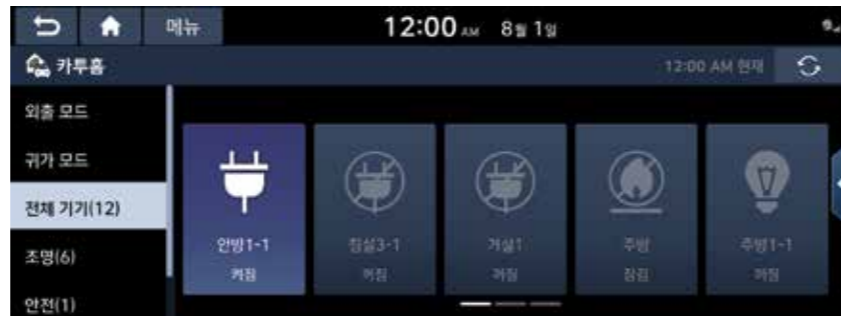
# Convenience

Kona Hybrid's unique space comes complete with advanced infotainment features and conveniences. IoT services (Car to Home/Home to Car) and Over-The-Air (OTA) navigation map updates help you maneuver around the city with ease.



## 10.25-inch Navigation

A broad 10.25-inch high resolution monitor offers navigation and advanced infotainment features. Discover a more convenient driving environment with the phone projection service provided by Apple CarPlay or Android Auto, Over-The-Air (OTA) navigation map updates and natural language voice recognition.



## IoT (Car to Home/Home to Car) / Over-The-Air (OTA) navigation map updates

Control your home's IoT devices, such as lights, air conditioning, and heating from the comfort of your car, and update your car's GPS navigation maps conveniently with the wireless update feature.



## Electric Parking Brake with Auto Hold

Simply engage/disengage the parking brake with a single switch. When Auto Hold is switched on, the vehicle is kept stationary while stopped. When the ignition is switched off, the parking brake automatically engages.



## Heated Rear Seats

Passengers in the rear seats can stay warm and adjust the seat temperature to their liking as in the front seats.

\* The specifications described here vary by model and include options. For specification details by model, please refer to the monthly price table.

# Smart Special / Modern Special / Premium Special



205/60R16 Michelin tires and 16" alloy wheel  
225/45R18 Michelin tires and 18" alloy wheel



Gasoline 1.6 HEV Premium Special Full Option (Blue lagoon/Chalk white Roof)

Projection headlamps  
Tether structure for child safety seat in the rear seats



LED Headlamps (Static Bending Light included)  
Rear camera




Rear combination lamps  
8-Way Power Driver Seat & 2-Way Lumber Support



LED Rear Combination Lamps  
(Brake Lamps and Tail Lamps included)  
8-Way Power Passenger Seats



Head-up Display (HUD)  
Auto Defog System



4.2" color LCD cluster  
Wireless Phone Charging



10.25-inch Navigation  
Paddle Shifter



Ventilated Front Seats  
Full auto air conditioning system



\* The specifications described here vary by model and include options. For specification details by model, please refer to the monthly price table.

# Performance

Gasoline / Diesel / Hybrid



Gasoline 1.6 HEV Premium Special Full Option (Pulse Red/Phantom Black Roof)

Gasoline 1.6 Turbo	Diesel 1.6	Gasoline 1.6 Hybrid
The Kona realizes dynamic driving through its exceptional combination of direct fuel injection and a turbocharger.	The Kona blends exceptional fuel efficiency with enhanced driving dynamics and performance.	Armed with a highly efficient electric motor, the hybrid vehicle boasts better fuel efficiency and delivers instant driving performance.
177PS/5,500RPM	136PS/4,000RPM	105PS/5,700RPM
27.0kgf·m/1,500~4,500RPM	32.6kgf·m/2,000~2,250RPM	15.0kgf·m/4,000RPM

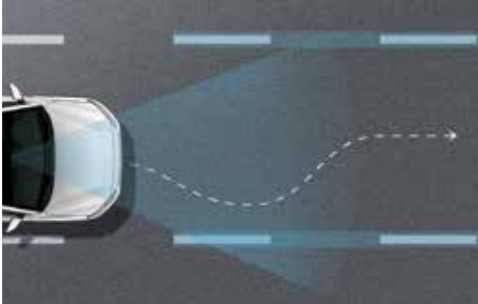


# Hyundai SmartSense

Gasoline / Diesel / Hybrid



**Forward Collision-Avoidance Assist (FCA)**  
After comprehensively processing frontal radar and camera data, the system warns the driver of imminent collisions with any vehicles or pedestrians ahead. If necessary, emergency braking is applied to reduce impact speed or prevent a collision.



**Lane Keeping Assist (LKA)**  
With a front view camera mounted on the top of the windshield, the system detects lane markers and assists in steering should the vehicle move out of the intended lane. The driver can choose from Lane Departure Warning, Lane Keeping Assist and Active Lane Keeping Assist to activate the feature.




**Blind-Spot Collision Warning (BCW)**  
This feature detects any vehicles located or approaching at high speed in the blind spot area of the outside mirrors and warns the driver to prevent a collision.



**Driver Attention Warning (DAW)**  
The DAW system carries out a comprehensive analysis of driving patterns and the vehicle's position in a lane and provides an audible sound and visual feedback via a pop-up on the display panel. When necessary, it recommends the driver get some rest.



**High Beam Assist (HBA)**  
Turning on and off the high beams at night can disturb drivers. The system recognizes vehicles approaching from the other direction and automatically switches between high and low beams at night. This will ensure greater safety for both the driver and surrounding vehicles.



**Smart Cruise Control (SCC)**  
The SCC system maintains the pre-set speed of your vehicle and keeps a safe distance from the vehicle ahead when driving.



**Rear Cross-Traffic Collision Warning (RCCW)**  
The RCCW warns the driver of any vehicles approaching detected from the side while reversing out of a parking space to prevent a collision.



**Reverse/Forward Parking Distance Warning (PDW)**  
The PDW indicates the distance between the vehicle and front or rear obstructions in stages during parking to prevent a collision.



Gasoline 1.6 HEV Premium Special Full Option (Lake silver/Phantom Black Roof)

**Smart Cruise Control (SCC; Stop & Go included) [Hybrid only]**  
The SCC system maintains the pre-set speed of your vehicle and a safe distance from the lead vehicle. Also, it keeps your vehicle moving automatically if the lead vehicle moves again less than three seconds after your vehicle has stopped.  
※ If three seconds have passed after your vehicle stops, maneuver your vehicle to make it move again.  
※ Navigation-based Smart Cruise Control (NSCC) is available when both Navigation and Smart Cruise Control are turned on.

**Navigation-based Smart Cruise Control (NSCC) [Hybrid only]**  
The feature receives speed camera data from the vehicle's navigation when Cruise Control is activated on expressways and automatically slows the car below the speed limit.

**Lane Following Assist (LFA) [Hybrid only]**  
With frontal camera data, the LFA assists the driver in preventing the vehicle from moving out of its lane on regular roads.

**Highway Driving Assist (HDA) [Hybrid only]**  
With data from the frontal camera, frontal radar and navigation, the HDA assists the driver in preventing the vehicle from moving out of its lane and controlling its speed based on the distance from other vehicles and applicable speed limits.

\* Driver assist features such as FCA are only for the purpose of assisting the driver in certain highly dangerous driving circumstances. For more information on how to operate those features, please refer to the user manual.  
\* Rear Cross-Traffic Collision Warning (RCCW) is provided in connection with Blind-Spot Collision Warning (BCW). \* Kona Hybrid: Cyclist Detection is added to the vehicle's Forward Collision-Avoidance Assist (FCA). Lead Vehicle Start Alert (an alert is sent out when the lead vehicle starts moving again while you are stopped) is added to the vehicle's Driver Attention Warning (DAW). Lane Following Assist (LFA) is applied to the vehicle's Lane Keeping Assist (LKA) system.

\* The specifications described here vary by model and include options. For specification details by model, please refer to the monthly price table.

# Safety

Gasoline / Diesel / Hybrid



**Average strength: 65kgf/mm<sup>2</sup>**  
High Strength Steel is applied extensively to enhance the average body rigidity, safeguard passengers, and ensure driving safety.



**6-airbag system (advanced front, 2-side, and curtain in case of rollover)**  
The 6-airbag system includes the advanced airbag mechanism for the front seats to moderate airbag deployment based on the severity of the impact and passenger location, thus ensuring passenger safety.



**Safety unlock system**  
The further upgraded safety unlock function is adopted to protect drivers from intrusion. Press the unlock button once to unlock the driver's door and once more to unlock all doors.



**Individual tire pressure warning system**  
The system displays an alert of any adverse changes in tire pressure on the cluster display, thus helping the driver stay prepared.

\* The specifications described here vary by model and include options. For specification details by model, please refer to the monthly price table.

Interior Colors : Gasoline / Diesel



\* Black One-tone / Beige Two-tone Interior is available across all trims.  
\* Beige Interior is available only on Modern Choice or Premium Trim  
(For Kona Hybrid, it is available only on Modern Special or Premium Special Trim).



\* Orange Color Package or Teal Blue Color Package is available only on Premium Trim (For Kona Hybrid, it is available only on Premium Special Trim).

Interior Colors : Hybrid



\* For colors other than black, the same interior colors are applied as in the gasoline/diesel model.

Exterior Colors : Gasoline / Diesel / Hybrid

	Phantom black (MZH)	Chalk white (P6W)	Dark knight (YG7)	Lake silver (SS7)	Ceramic blue (SU8)	Tangerine comet (TA9)	Pulse red (Y2R)	Acid yellow (W9Y)	Blue lagoon (Z3U)
One tone roof	● (beige available)	● (beige available)	● (beige available)	●	●	●	●	●	●
Color package	● (Orange / Teal blue)	● (Orange / Teal blue)	● (Orange / Teal blue)	● (Orange / Teal blue)	● (Teal blue)	● (Orange)			
Two tone roof	Dark knight (YG7)	Phantom black (MZH)							Chalk white (P6W)
Black One-tone / Beige two-tone	● (beige available)	● (beige available)	● (beige available)	●	●	●	●	●	●

\* The color package (Teal blue/Orange) is available only with one-tone roof.  
\* The two-tone roof is available only when selecting the platinum package for premium (the sunroof and interior color package cannot be selected in combination with the platinum package).



Explore TUIX, created to realize impressive style and powerful performance.  
The specially designed TUIX items add a dynamic feel and unique personality to any vehicle.  
\* For Kona Gasoline / Diesel Only

FLUX Design package

Front skirt  
Dual muffler & Rear skirt



Rear lamp garnish  
Side skirt



Brake package

Large brake discs / Low-steel brake pads  
Performance brake hoses / DOT 4 brake fluid



Engine dress-up package

Colored engine cover and engine hoses / Sport air intake filter  
High-performance engine oil / High-performance oil filter



LED lighting package

Overhead console lamp / Room lamp  
Glove box lamp / Luggage lamp



Sun visor lamp / Foot lamp  
Tailgate lamp / Number plate lamp

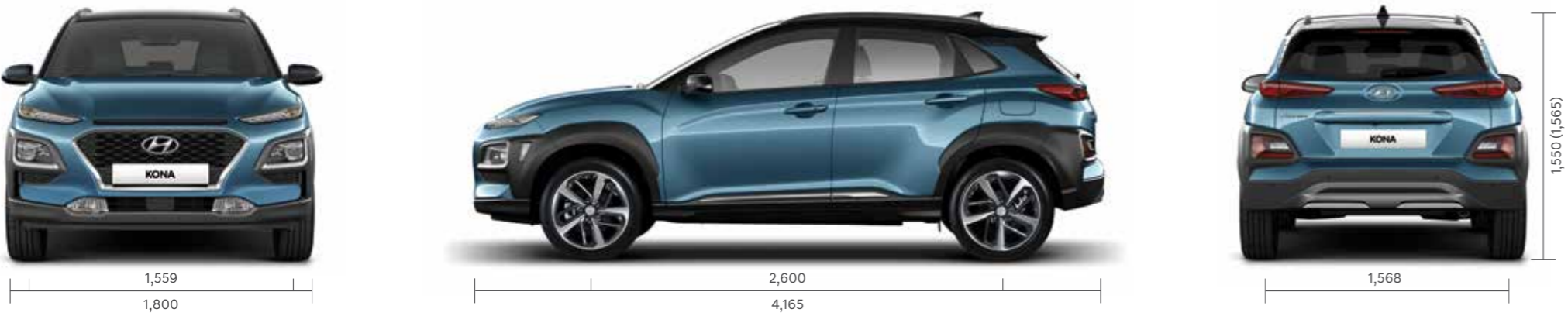


18" RAYS wheels  
18" BBS wheels



\* When the FLUX design package is applied, Blue lagoon, Ceramic blue, and Tangerine comet external colors are applied with the phantom black color skirt.  
\* For KONA Hybrid, only TUIX wheels (RAYS wheels/BBS wheels) are available. For specification details by model, please refer to the monthly price table.

KONA Gasoline / Diesel Dimension



Model	Displacement (cc)	Unladen Vehicle Weight (kg)	Tire (inch)	Rating	CO <sub>2</sub> (g/km)	Fuel economy reported to the government (km/ℓ)		
						City	Highway	Combined
Diesel 1.6 ISG 2WD_7DCT	1,598	1,370	16	1	105	16.7	18.6	17.5
	1,598	1,380	17	1	107	16.6	18.2	17.3
	1,598	1,410	18	1	110	16.2	17.7	16.8
Diesel 1.6 ISG 4WD_7DCT	1,598	1,455	16	2	119	15.0	16.7	15.7
	1,598	1,470	17	2	123	14.6	16.2	15.3
	1,598	1,490	18	2	129	13.9	15.7	14.6
Gasoline 1.6 Turbo 2WD_7 DCT	1,591	1,320	16	3	128	11.4	14.9	12.8
	1,591	1,330	17	3	131	11.3	14.5	12.6
	1,591	1,370	18	3	134	11.0	14.2	12.3
Gasoline 1.6 Turbo 4WD_7 DCT	1,591	1,400	16	4	147	10.1	13.0	11.3
	1,591	1,425	17	4	150	10.1	12.6	11.1
	1,591	1,460	18	4	151	10.0	12.4	11.0

Tips for efficient driving: Maintain a consistent speed.

■ The fuel economy described above is based on the standard model and may differ during actual driving depending on road conditions, driving technique, cargo load, vehicle maintenance, and outdoor temperature. ■ Some of the images presented here include optional specifications, so their appearance may differ from the car you purchase. ■ The specifications, colors, and data presented here may be modified to improve vehicle exterior and performance. ■ The engine performance described above is the “Net Number,” a new measure reflecting exhaust resistance that complies with legislation enforced by Korea’s Ministry of Land and Transport since 1997. It can be marginally lower than the “Gross Output Number,” the previous measurement. ■ Leather seats include some synthetic leather. ■ The vehicle colors printed here may differ from actual appearance. ■ The actual mileage may differ depending on driving patterns, road conditions, outdoor temperature, and HVAC system settings. ■ Hyundai Motor sells its vehicles through authorized Car Masters at branch and dealership offices only. We promote fair transactions by applying the same price to the same model at all sales locations nationwide. ■ Use of products other than the ones (engine oil, transmission oil) designated by Hyundai Motor may cause irreversible damage to your vehicle. ■ For more information on the new specifications and technologies presented here, please refer to the instruction manual.

The images presented here are intended to inform customers and display the best models and options. The specifications described above vary by option, package, powertrain, and exterior color. For specification details by model, please refer to the monthly price table.

KONA Hybrid Dimension



Model	Displacement (cc)	Unladen Vehicle Weight (kg)	Tire (inch)	Rating	CO <sub>2</sub> (g/km)	Fuel economy reported to the government (km/ℓ)		
						City	Highway	Combined
Gasoline 1.6 HEV_6DCT	1,580	1,395	16	1	82	20.1	18.4	19.3
	1,580	1,425	18	1	92	18.1	16.6	17.4

**New vehicle replacement program**  
If an accident occurs within 1 year of purchase, we will replace your existing car with a new one.  
Eligibility: regular, individual customers  
Conditions: within 1 year of the vehicle's release / cases where the driver is no more than 50% responsible for the accident / Repair costs exceed 30% of the price of the vehicle.

**Vehicle exchange program**  
If you are not satisfied with your car within 30 days of your purchase, you can exchange it for a different vehicle.  
Eligibility: regular, individual customers  
Conditions: applicable within 30 days of the vehicle's release / for vehicles with repair costs of less than KRW 300,000 / with mileage of up to 3,000km

**Guaranteed Buyback Program**  
- The buyback price for a currently owned vehicle is guaranteed when replacing it with a new Hyundai Motor Company vehicle within three years.  
- Target: Individual customers who signed up for this service at the time of purchase  
- Guaranteed rates: 75% for up to 1 year, 68% for up to 2 years, and 62% for up to 3 years  
\* The guaranteed rate may be reduced based on the vehicle's condition.  
\* Please contact any Hyundai Motor Company branch or dealer for more details.

**10-year, 200,000-km free warranty**  
- Dedicated hybrid parts (motor/HPCU)

Classification	Gasoline 1.6 HEV
Overall length (mm)	4,165
Overall width (mm)	1,800
Overall height (mm)	1,550 (1,565)
Wheelbase (mm)	2,600
Track front (mm)	1,576 (16") / 1,565 (18")
Track rear (mm)	1,589 (16") / 1,577 (18")
Engine type	1.6 GDi HEV
Displacement (cc)	1,580
Max power (ps / rpm)	105 / 5,700
Max torque (kgf·m / rpm)	15.0/4,000
Fuel tank capacity (ℓ)	38
Motor type	Permanent Magnet Synchronous Motor (PMSM)
Max. motor power (kW)	32
Max. motor torque (Nm)	170
Max. system output (PS / rpm)	141 / 5,700

The advanced technology of Hyundai’s BlueLink system helps keep both the driver and the vehicle safe in any situation. BlueLink is always there to keep you safe, regardless of the location or time of day. Experience the unique joy of safe and comfortable driving.

**Remote control**  
In the extremely hot summer or cold winter months, you can link your smartphone to the air conditioner or heater to set and control the temperature inside the vehicle. Enjoy a pleasant driving experience with BlueLink.

**Safety security**  
The BlueLink Center works 24 hours a day, 365 days a year. If an airbag opens due to an accident, the Center automatically detects your location and takes appropriate actions according to the situation, such as contacting the police, ambulance, insurance company, etc.

**Vehicle management**  
Services include real-time trouble detection while the vehicle is running and regular vehicle inspections on pre-arranged dates. In the event of vehicle trouble, immediate professional consulting is available, and you may conveniently make reservations for repair at the time and location of your choice.

**Navigation**  
Best routes suggestions based on live analysis of the road network. If the navigation system is unable to find a particular destination, it will automatically connect to the Internet and search for related information

- Basic service(free for 5 years from initial subscription): remote control, safety security, vehicle management, navigation. - Inquiries: Blue Link Kakao Talk Customer Service Center (enter “Blue Link” in Kakao Talk search screen and add as friend)

## Hyundai Motor Company's SNSs



**Naver Post**

[post.naver.com/abouthyundai](https://post.naver.com/abouthyundai)



**Facebook**

[facebook.com/AboutHyundai](https://facebook.com/AboutHyundai)



**Instagram**

[instagram.com/about\\_hyundai](https://instagram.com/about_hyundai)



**YouTube**

[youtube.com/user/AboutHyundai](https://youtube.com/user/AboutHyundai)



**KakaoStory**

[story.kakao.com/ch/hyundai](https://story.kakao.com/ch/hyundai)



**Twitter**

[twitter.com/About\\_Hyundai](https://twitter.com/About_Hyundai)

**Hyundai Motor Company website :** [hyundai.com](https://hyundai.com) **Customer Center :** 080-600-6000

## Inquiries for Purchase



We promise to provide uniform prices and consistent services of the highest quality at all our branches and dealerships.



Hyundai Motor Company ranked first for the fifth consecutive year in 2019 across all segments (compact, semi-mid-size, mid-size, full-size, and RVs)



2019 Korea Customer Satisfaction Index (KCSI)  
Ranked 1st in the sedan sector for 26 consecutive years  
Ranked 1st in the RV sector for 16 consecutive years



2019 KS-QEI (Korea Standard-Quality Excellence Index)  
Ranked 1st in four sectors for the ninth consecutive year (semi-mid-size, mid-size, RV, and vehicle after-sales service)

\* The images used in this brochure are intended to enhance customers' understanding and are focused on high-end models and optional features.

\* The features introduced in this brochure may vary from model to model. Please refer to the monthly price table for more detailed features of each model.